

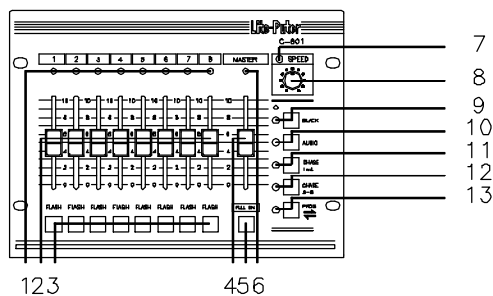
C-801 8CH DIMMING CONSOLE

C-801 is a 8CH dimming console. Besides the dimming function, it also offers programmable chasing control, sound to light, link function etc. It is very suitable for bands, clubs, discos, drama schools and small stages.

MAIN FEATURES :

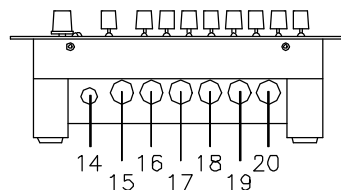
- * INDIVIDUAL CHANNEL DIMMING CONTROL AND MASTER DIMMING CONTROL.
- * INDIVIDUAL CHANNEL FLASH CONTROL AND FULL ON.
- * SOUND TO LIGHT (EXTERNAL(AUDIO INPUT) & INTERNAL(MIC))
- * 2 SETS OF CHASING CONTROL : CH 1~4, CH 5~8.
- * PROGRAMMABLE CHASING CONTROL.
- * CHASING SPEED CONTROL; CHASING DIRECTION CHANGEABLE.
- * DUAL COLOUR LED INDICATORS AND BLACK OUT CONTROL.
- * CONNECTED TO ANOTHER C-801 FOR MORE FUNCTIONS. (2 SCENE CONTROL OR LINK FUNCTION)
- * 19" RACK MOUNTING (2 UNITS JOINED TOGETHER) OR FREE STANDING.
- * FOR USE WITH THE POWER PACKS : P-210, P-4015, etc.

CONTROLS AND COMPONENTS (FRONT VIEW) :



1. INDIVIDUAL CHANNEL INDICATORS : dual color LEDs, indicating the lighting level of individual channel.
2. INDIVIDUAL CHANNEL SLIDERS : move to set the lighting level of individual channel.
3. INDIVIDUAL CHANNEL FLASH BUTTONS : flash the individual channel to full on.
4. MASTER SLIDER : move to set the overall lighting level of all channels.
5. FULL ON BUTTON : flash all channels to full on.
6. MASTER INDICATOR : red LED, indicating the overall lighting level of all channels.
7. SPEED INDICATOR : dual color LED, indicating the chasing speed.
8. SPEED CONTROL KNOB : control the chasing speed.
9. BLACK CONTROL BUTTON & INDICATOR : black out control(no output mode) while programming.
10. AUDIO CONTROL BUTTON & INDICATOR : sound to light, internal & external controls.
11. CHASE 1~4 CONTROL BUTTON & INDICATOR : CH1~CH4 chasing control, 1/4 on.
12. CHASE 5~8 CONTROL BUTTON & INDICATOR : CH5~CH8 chasing control, 1/4 on.
13. PROGRAM & DIRECTION CHANGE BUTTON & INDICATOR : firstly, set the master slider to the top position, and set some individual channel sliders to the top position, then press and hold on the button for 2 seconds, finally the indicator will turn red. It means that the chasing program is accomplished as the pattern which the set individual channel sliders array in. (CH1 is ON by force but CH8 OFF) While chasing, push the button within 1 second to change the chasing direction.

CONTROLS AND COMPONENTS (REAR VIEW) :

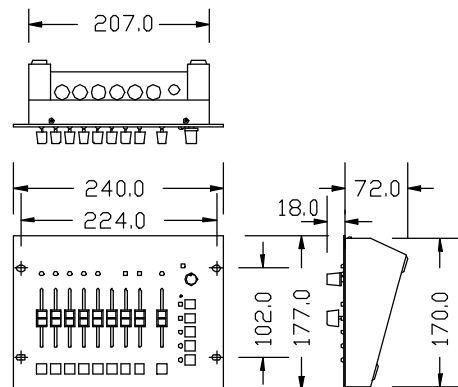


C-801

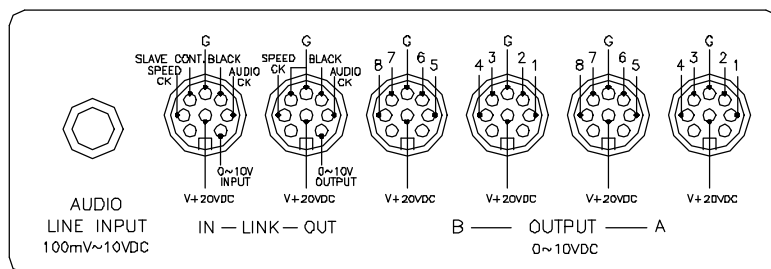
14. AUDIO LINE INPUT SOCKET : external audio control signal input.100mV ~10V.
15. LINK FUNCTION INPUT SOCKET : 8pin DIN socket; LINK signal input.
16. LINK FUNCTION OUTPUT SOCKET : 8pin DIN socket; LINK signal output.
17. SET-B CH5~CH8 OUTPUT SOCKET : 8pin DIN socket; 0~10V signal output.
18. SET-B CH1~CH4 OUTPUT SOCKET : 8pin DIN socket; 0~10V signal output.
19. SET-A CH5~CH8 OUTPUT SOCKET : 8pin DIN socket; 0~10V signal output.
20. SET-A CH1~CH4 OUTPUT SOCKET : 8pin DIN socket; 0~10V signal output.

SPECIFICATIONS :

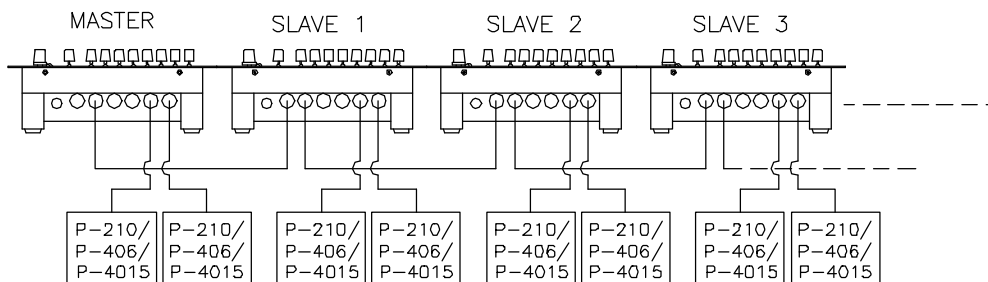
1. POWER INPUT : DC +20 ~ +25V.
(from power pack)
2. SIGNAL OUTPUT : DC 0V ~ +10V
3. SIGNAL INPUT : AUDIO LINE INPUT
DC 100mV ~ 10V
4. WEIGHT : 1.4 kg.
5. DIMENSION : (unit : mm)



SETUP & CONNECTION



(1) LINK FUNCTION :



(2) TWO SCENE CONTROL :

